

A close-up, high-angle photograph of a LINAK linear actuator. The actuator is a white, rectangular, boxy device with a black cable connected to its top. It is mounted on a metal frame, likely part of a hospital bed or medical equipment. The background shows the structural elements of the frame, including a large, dark, curved component. The lighting is soft and even, highlighting the metallic and plastic surfaces.

HEALTHCARE
Product overview

We Improve Your Life

Linear actuator movement might be the simplest movement in the world. And yet, perfecting something simple is one of the hardest challenges.

Since LINAK® founder Bent Jensen came up with the idea for the first electric actuator in order to help a friend in a wheelchair, every engineer and specialist employed by LINAK has aimed to solve real-life challenges for real people.

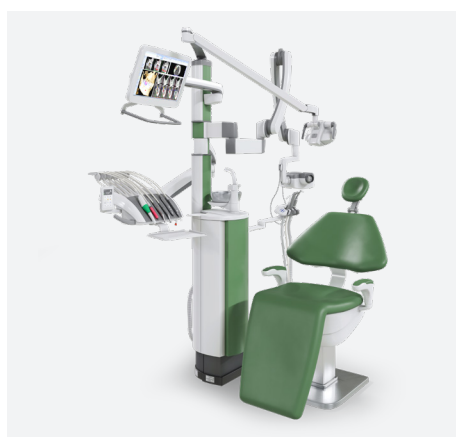

To this day, our motto; 'We Improve Your Life' is reflected in everything we do. Whether we engage in product development, operation or implementation of technology, we always look for ways to make it easier for our customers to enter into collaborations and partnerships with us and to ultimately improve the lives and working conditions of end users.

Our solutions move people – their work and their lives. We Improve Your Life!

Learn more
about our
business
areas



LINAK® - your system supplier



LINAK[®] facts

Family-owned company since 1907

LINAK is headquartered in Denmark



30

Subsidiaries

5

Factories

9

Distributors

With more than 2,500 dedicated employees, production facilities in Denmark, Slovakia, China, Thailand and the USA, and with subsidiaries and offices in more than 30 countries worldwide, LINAK is an international innovator of electric actuator technology.

Quality
Innovation
Responsibility
Local & Global

Read more on page 44

The history of LINAK®

“At LINAK we feel a great commitment to our employees and the local area, and we support activities in the local community.”

Bent Jensen
CEO & owner LINAK A/S

In 1976, a newly graduated Bent Jensen took over Christian Jensen & Sons, a family business founded by his grandfather. The prime focus of the business was within agricultural manufacturing, but Jensen saw no future in this line of business. However, he and his wife, Lene Jensen, gave themselves five years to come up with a new and better business idea.

The idea came to Bent Jensen one day while talking to a friend from his student days. His friend had a disability, and the pair came up with an idea for a way to adjust his wheelchair – and that’s how the electric linear actuator was born!

In 1984, the company name changed to LINAK – short for ‘Lineær Aktuator’, and we are still uncovering new potential for electric linear actuators today. Today LINAK counts on 2,500 dedicated employees worldwide, production facilities established in Denmark, China, the USA, Slovakia, and Thailand, and subsidiaries in 30 countries.




Actuators

An electric linear actuator is the preferred solution for precise and reliable movement. LINAK® linear actuators are ideal for applications requiring lifting, tilting, pushing or pulling with force.

Our actuators support key aspects of patient care while reducing strain on healthcare staff. Intelligent care solutions add value and enhance safety by supporting daily routines and improving working conditions, all while contributing to greater patient comfort and optimised treatment.

All LINAK electric actuator solutions go through an extensive number of tests before release and are compliant with international medical standards. A linear actuator from LINAK can provide the safety and reliability, you and your patients deserve and expect.



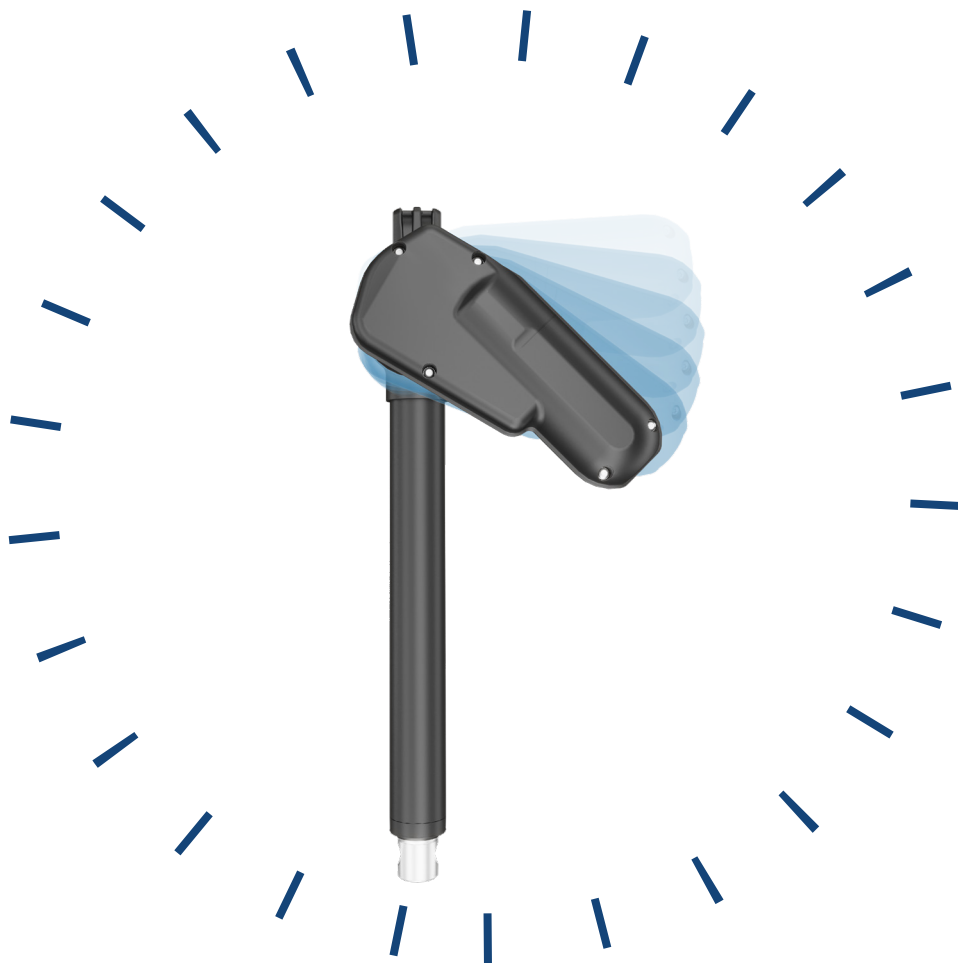
Actuators

LA42 – a versatile actuator

Experience true design freedom with the actuator LA42. The motor housing offers multiple angle configurations, making it easy to overcome design and development challenges. With this flexibility, form can truly follow function – bringing your design ideas to life.

The LA42 elevates design aesthetics while ensuring supreme quality. Its low noise, unique configuration features and compact form enhance the appearance of any application, making the LA42 an ideal choice where the actuator envelope is essential.

The LA42 is created for medical use and offers a reliable strong load capacity of 7,000 N in push and 3,500 N in pull. IPX6 protection class for hygienic cleaning makes it ideal in various healthcare applications, such as surgery tables, X-ray applications, hospital beds and treatment chairs.







Learn more
about LA42



Watch the
LA42 video




Actuators

				
	LA20	LA23	KA19	LA24
Load (up to)	Push: 2,500 N Pull: 800 N	Push: 2,500 N Pull: 2,500 N	Push: 3,000 N Pull: 2,000 N	Push: 3,500 N
Speed (up to)	8.8 mm/s	21.8 mm/s	35.8 mm/s	18.2 mm/s
Stroke length	20-300 mm	20-300 mm	40-605 mm	60-405 mm
Built in dimension (+ stroke)	220 mm	110 mm	150 mm	270 mm
End stop types	Power switch Signal switch Encoded	Mechanical spline	Power switch Signal switch Encoded	Signal Switch Encoded
Feedback types	Dual Hall, digital Hall potentiometer Dual Hall, encoded	Dual Hall, digital Hall potentiometer Dual Hall, encoded	Dual Hall, encoded Dual Hall, digital	None
IP degree	IPX6	IPX6	IPX6	IPX6
Safety features	Safety nut	Safety nut	Safety nut	Safety nut (push)

				
	LA28	LA28C	LA27	LA30
Load (up to)	Push: 3,500 N Pull: 2,000 N	Push: 3,500 N Pull: 2,000 N	Push: 6,000 N Pull: 4,000 N	Push: 6,000 N Pull: 4,000 N
Speed (up to)	45.9 mm/S	45.9 mm/S	13.0 mm/S	65.0 mm/s
Stroke length	100-600 mm	100-600 mm	50-405 mm	50-500 mm
Built in dimension (+ stroke)	260 mm	256 mm	220 mm	206 mm
End stop types	-	-	Signal switch	-
Feedback types	Reed	Reed	Dual Hall, encoded	Potentiometer Reed switch
IP degree	IPX6	IPX6	IPX6	IP66
Safety features	Safety nut	Safety nut	Safety nut Mechanical spline Mechanical spline + safety nut	Safety nut (push)




Actuators

	 LA31	 LA42	 KA30	 LA40
Load (up to)	Push: 6,000 N Pull: 4,000 N	Push: 7,000 N Pull: 3,500 N	Push: 8,000 N Pull: 4,000 N	Push: 8,000 N Pull: 2,000 N
Speed (up to)	32.6 mm/s	30.7 mm/s	20.2 mm/s	19.2 mm/s
Stroke length	50-350 mm	50-400 mm	40-605 mm	50-405 mm
Built in dimension (+ stroke)	223 mm	137 mm	210 mm	220 mm
End stop types	Mechanical spline	Virtual end stop	Power switch Signal switch Encoded	Power switch Signal switch
Feedback types	Dual Hall, digital Reed switch	Dual Hall, digital Dual Hall, encoded	Dual Hall, digital Dual Hall, encoded Reed switch – China Potentiometer	Dual Hall, digital Dual Hall, encoded Potentiometer
IP degree	IPX6	IPX6	IPX6	IPX6 Washable DURA™
Safety features	Safety nut	Safety nut	Safety nut	Safety nut Mechanical spline

	 LA34	 LA44	 KA30 OS Open Spindle
Load (up to)	Push: 10,000 N Pull: 6,000 N	Push: 12,000 N	Push: 8,000 N Pull: 4,000 N
Speed (up to)	18 mm/s	14.0 mm/s	4.2 mm/s
Stroke length	100-600 mm	100-400 mm	50-600 mm
Built in dimension (+ stroke)	310 mm	310 mm	188 mm
End stop types	Power switch	–	Power switch
Feedback types	Dual Hall, digital Potentiometer	Dual Hall, digital Potentiometer	None Dual Hall, digital
IP degree	IPX6	IPX6	IPX0
Safety features	Safety nut (push)	Safety nut Mechanical spline Electrical spline	Safety nut



Actuators

	 KA30PL	 LA40PL	 LA44PL
Load (up to)	Push: 8.000 N	Push: 8.000 N	Push: 12.000 N
Speed at 24V	5.5 mm/s	9.3 mm/s	14.0 mm/s
Stroke length	40-400 mm	50-400 mm	100-400 mm
Built in dimension (+ stroke)	294 mm	274 mm/324 mm	348 mm
End stop types	Power switch Signal switch Encoded	Power switch Signal switch Encoded	Power switch
Feedback types	Dual Hall, digital Dual Hall, encoded	Dual Hall, digital Dual Hall, encoded	None
IP degree	IPX6	IPX6	IPX6
Safety features	Safety nut Mechanical spline + safety nut	Safety nut + Ratchet spline	Safety nut Electric spline spline + safety nut

Lifting columns

Lifting columns are ideal for height adjustments in healthcare applications and offer precise adjustment in various situations.

As healthcare faces rising demand from an ageing population alongside a shrinking workforce, efficiency has become a central industry priority. Simple and accurate patient positioning is emerging as a key trend to help providers deliver consistent, high quality care.

LINAK® lifting columns provide quiet, precise and powerful height adjustment of healthcare applications.



Lifting columns

The LINAK range of lifting columns has continued to expand to handle everything from simple lifting tasks to high loads that demand both power, precision and height flexibility.


LINAK offers a complete lifting column programme. With the two models LC1 and LC3, the programme provides you with a broad range of options to meet your lifting capacity requirements up to 6,000 N.

The full lifting column range provides the necessary lifting capacity and speed for precise and reliable

operation. Whether in a 2-stage or 3-stage configuration, the columns deliver full stability in applications where bending moment is essential.

With its compact dimension and high bending moment, the LC3 delivers a perfectly balanced performance which is ideal for many unique healthcare applications.

LC1 is ideal for a wide range of applications with lifting capacity up to 4,000 N. LC1 is available with various profile options for mounting, also to have extra power/bending.






Learn more about our lifting columns





Lifting columns

	 LC1 3-stage	 LC1 Reinforced 3-stage	 LC1 Dovetail 3-stage
Load (up to)	Push: 4,000 N Pull: 2,000 N	Push: 4,000 N Pull: 2,000 N	Push: 4,000 N Pull: 2,000 N
Dynamic bending moment	1,320 Nm	1,310 Nm	1,320 Nm
Static bending moment	1,600 Nm	1,800 Nm	1,600 Nm
Built in dimension (+ stroke)	Min. 275 mm Min. ½ stroke length + 150 mm	Min. 350 mm Min. ½ stroke length + 150 mm	Min. 518 mm
Speed (up to)	30.9 mm/s	30.9 mm/s	30.9 mm/s
Stroke length	200-900 mm	200-400 mm	200-800 mm
End stop types	Power switch Signal switch Encoded	Power switch Signal switch Encoded	Power switch Signal switch Encoded
Feedback types	None Dual Hall, digital Dual Hall, encoded	None Dual Hall, digital Dual Hall, encoded	None Dual Hall, digital Dual Hall, encoded
IP degree	IPX6	IPX6	IPX6

	 LC3 3 3-stage	 LC3 3 3-stage. Heavy duty	 LC3 2-stage	 LC3 2-stage. Heavy duty
Load (up to)	Push: 6,000 N Pull: 4,000 N	Push: 6,000 N Pull: 4,000 N	Push: 6,000 N Pull: 4,000 N	Push: 6,000 N Pull: 4,000 N
Dynamic bending moment	550 Nm	1,400 Nm	1,400 Nm	2,100 Nm
Static bending moment	1,000 Nm	3,000 Nm	2,000 Nm	3,000 Nm
Built in dimension (+ stroke)	½ stroke length + 120 mm Min. 320 mm	½ stroke length + 240 mm Min. 320 mm	½ stroke length + 180 mm Min. 320 mm	½ stroke length + 250 mm Min. 390 mm
Speed (up to)	29 mm/s	29 mm/s	29 mm/s	29 mm/s
Stroke length	400-700 mm	400-700 mm	200-700 mm	200-700 mm
End stop types	Power switch Encoded	Power switch Encoded	Power switch Encoded	Power switch Encoded
Feedback types	None Dual Hall, digital Dual Hall, encoded Potentiometer	None Dual Hall, digital Dual Hall, encoded Potentiometer	None Dual Hall, digital Dual Hall, encoded Potentiometer	None Dual Hall, digital Dual Hall, encoded Potentiometer
IP degree	IPX6	IPX6	IPX6	IPX6

Controls


In today's healthcare environments, intuitive control and meaningful feedback are vital for safe, efficient care. LINAK® medical hand controls give caregivers and patients precise, effortless control at the point of use.

Ergonomically designed for comfortable handling, LINAK hand controls feature clear icons that support quick understanding and confident operation, even in demanding clinical settings. Available in wired and wireless versions, they integrate seamlessly into medical applications while maintaining the reliability healthcare professionals depend on.





Advanced hand controls like the HD600 enhance usability by combining control with real-time visual feedback. The integrated screen provides clear information at a glance and built-in functionality





enables the collection and display of patient weight data. This streamlines workflows, reduces the need for extra equipment and helps caregivers make informed decisions at the bedside.





LINAK hand controls can be tailored to specific care scenarios, offering options from simple controls to advanced versions with memory functions, displays and data capabilities. The result is smoother operation, improved comfort and greater confidence for both caregivers and patients—all through a single, thoughtfully designed interface.







Controls





				
	HB30	HB30 Display	HB70	HB80
Interface	Analogue + OpenBus™	OpenBus™	Analogue + OpenBus™	Analogue + OpenBus™
Buttons (up to)	8	8	10	12
IP (up to)	IPX6 Washable DURA™	IPX4	IPX6 Washable	IPX6 Washable DURA™
Lock	–	–	–	–
LED indicators (up to)	6	–	–	–

				
	HB100	HB190	HB200	HB400
Interface	OpenBus™	OpenBus™	Bluetooth®	Analogue + OpenBus™
Buttons (up to)	6	19	10	12
IP (up to)	IPX6 Washable DURA™	IPX6 Washable DURA™	IPX6	IPX6 Washable DURA™
Lock	–	Magnet key	Magnet key	Magnet key
LED indicators (up to)	–	21	1	6

				
	HD80	HD600	HL70	HL400
Interface	OpenBus™	OpenBus™	Analogue + OpenBus™	Analogue + OpenBus™
Buttons (up to)	11	30	10	10
IP (up to)	IPX6 Washable DURA™	IPX6	IPX6	IPX6
Lock	Magnet key	Magnet key	Plastic key	Plastic key
LED indicators (up to)	42	40 controllable backlit LEDs	5 lock indicators (not LED)	5 lock indicators (not LED)


Controls

				
	DPH Medical Desk Panel	FS3 Foot Switch	FS3 Wireless Foot Switch	FSE - (FSR, FSL) Foot Switch
Interface	Analogue + OpenBus™	Analogue + OpenBus™	OpenBus™	Analogue + OpenBus™
Buttons (up to)	2	4	4	4
IP (up to)	IPX4 (depending on mounting)	IPX6 Washable DURA™	IPX6	IPX6
Lock	-	-	-	-
LED indicators (up to)	-	-	1	-

				
	ABL 2-sided PCBA	ACC Attendant Control Compact	ACK Attendant Control Keypad	ACL Attendant Control Lock
Interface	Analogue to Bluetooth®	OpenBus™	OpenBus™	Analogue + OpenBus™
Buttons (up to)	10	11	11	-
IP degree (up to)	IPX0 (depending on mounting)	IPX6	IPX0 (depending on mounting)	IPX4
Lock	-	-	-	Plastic key
LED indicators (up to)	4	12	7	-

Controls

	 <p>SC01 Staff Control</p> <hr/> <p>OpenBus™</p>	 <p>ACOM Attendant Control OpenBus™ Mini</p> <hr/> <p>OpenBus™</p>	 <p>ACO Attendant Control OpenBus™</p> <hr/> <p>OpenBus™</p>	 <p>ACOD Attendant Control OpenBus™ Display</p> <hr/> <p>OpenBus™</p>
Interface	OpenBus™	OpenBus™	OpenBus™	OpenBus™
Buttons (up to)	14	13	21	25
IP degree (up to)	IPX0 (depending on mounting)	IPX6	IPX6 Washable DURATM	IPX6
Lock	Magnet key	–	–	Magnet key
LED indicators (up to)	7	7	5	13

	 <p>FPP Flexible Patient Panel</p> <hr/> <p>OpenBus™</p>
Interface	OpenBus™
Buttons (up to)	6
IP (up to)	IPX6
Lock	–
LED indicators (up to)	3

Read more
about
LINAK®
controls



Control boxes

LINAK® control boxes are designed to deliver reliable and precise performance for electric actuator systems across various industries. Built with high-quality materials, these control systems ensure seamless integration and compatibility with LINAK linear actuators and accessories, enabling precision and smooth motion control.

Apart from being able to coordinate multiple actuators to form complex and precise movement patterns, the range of LINAK control boxes sets new standards for convenience and safety. With improved hygiene features, easy cable management and an innovative bracket solution for more flexible mounting, the comprehensive series of control boxes is engineered to make life easier for you and your customers.

Many control box models also feature advanced functionalities such as:











- Memory settings
- Wireless communication
- Customisable software options
- LINAK Communication Interface, LCI™.

This makes them versatile solutions for diverse applications.

With a focus on durability and energy efficiency, LINAK control boxes support sustainable and long-lasting operation in even the most demanding environments. All models are also compliant with international standards, ensuring safety and reliability, while maintaining the high performance LINAK is known for.



Control boxes

				
Functionality	KA30 ICA 3/4-channel, 120 W Analogue	LA24 ICA 4-channel, 120 W Analogue	CA30 2-channel, 120 W Analogue	CA40 4-channel, 120 W Analogue
Max. current per channel	8 A	8 A	8 A	8 A
LCi	None	None	None	None
IP degree	IPX6	IPX6	IPX6 Washable DURA™	IPX6 Washable DURA™
Actuator compatibility	Signal switch (no positioning feedback)	Signal switch (no positioning feedback)	Signal and power switch (no positioning feedback)	Signal and power switch (no positioning feedback)
				
Functionality	CB6S MK2 OpenBus™ 4-channel, 200 W OpenBus™	CA63 4-channel, 200 W Analogue with software capabilities	CO53 5-channel, 190 W OpenBus™, 2 hand control ports	
Max. current per channel	10 A	10 A	8 A	
LCi	Cabled	Bluetooth®	Cabled or Bluetooth®	
IP degree	IPX6	IPX6 Washable DURA™	IPX6	
Actuator compatibility	Analogue encoded, signal switch and FLC	Analogue encoded, signal switch and FLC	Analogue encoded, signal switch and FLC	
				
Functionality	CO61 MK2 4-channel, 200 W OpenBus™	CO71 4-channel, 350 W OpenBus™	PJ2 2-channel Power Communication Port (pCP)	
Max. current per channel	10 A (12 A for a limited period)	10 A (14 A for a limited period)	10 A (12 A in a limited time period)	
LCi	Cabled or Bluetooth®	Cabled or Bluetooth®	None	
IP degree	IPX6 Washable DURA™	IPX6 Washable DURA™	IPX6 Washable DURA™	
Actuator compatibility	Analogue encoded, signal switch and FLC	Analogue encoded, signal switch and FLC	Analogue encoded, signal switch and FLC	

Batteries

Batteries as main power supply or as backup in medical applications are becoming increasingly common, and currently, we see a shift from lead-acid to Li-Ion batteries.

Powering mobility and flexibility, LINAK® lead-acid and Li-Ion batteries are an integral part of our actuator solutions, providing reliable and efficient power where mobility or power backup is essential. Designed for long-lasting, maintenance-free operation, these batteries power adjustable beds, patient lifts and other mobile healthcare applications that require independent power sources.

Safety and quality

At LINAK, we prioritise safety in our battery production.

We are dedicated to creating batteries with a high level of safety for people working with Li-Ion batteries in the healthcare sector, which is a key focus during our product development process. We ensure quality by only selecting battery components from well-recognised manufacturers within the market, combined with additional tests in our advanced test labs to see how they perform in simulated scenarios. Then we test again, making sure the combination of components and the design of the entire product fulfil our demanding quality and safety requirements.




Battery testing

It is common industry knowledge that there is a minuscule risk associated with Li-Ion batteries and just one in ten million cells can fail. But that is one too many. We consider it our responsibility to think ahead and design a battery unit that can mitigate the effects of even this unlikely worst-case scenario.

Tested for real life... and beyond

- 32 channels for testing 32 cells or complete batteries
- Our tests run continuously 24/7/365... every year
- Each new cell test takes approx. 6 months before commissioning
- Batteries charged and discharged as in real life and discharged back into the local grid

By stressing the components in our advanced test labs, we see how they hold up in simulated lifetime scenarios. Not until this work has been done, do we start to develop our products, utilising the components we found to be best in test. And we do not stop there. When a LINAK® product is finally developed, we test again - making sure the combination of components and the design of the entire unit lives up to our demanding safety criteria.



Only the best pass our tests

There are batteries... and then there are LINAK lithium-ion batteries.

We test the selected battery cells for many months to simulate product lifetime in the field.

During the test period, we look at consistent performance and stability.

And this is why we offer a 5-year warranty on our lithium-ion batteries.

Learn more about our testing facilities






Read more about LINAK® batteries





Batteries

	 <p>BA16 Lead-acid battery</p>	 <p>BA18 Lead-acid battery</p>	 <p>BA22 Lithium Ion battery</p>
Capacity	1,3 Ah	1,3 Ah	2,85 Ah
Capacity IP degree	IPX6 Washable DURA™	IPX6	IPX6 Washable DURA™
Colour	Light grey	Light grey	Light grey
Warranty	12 months	12 months	60 months

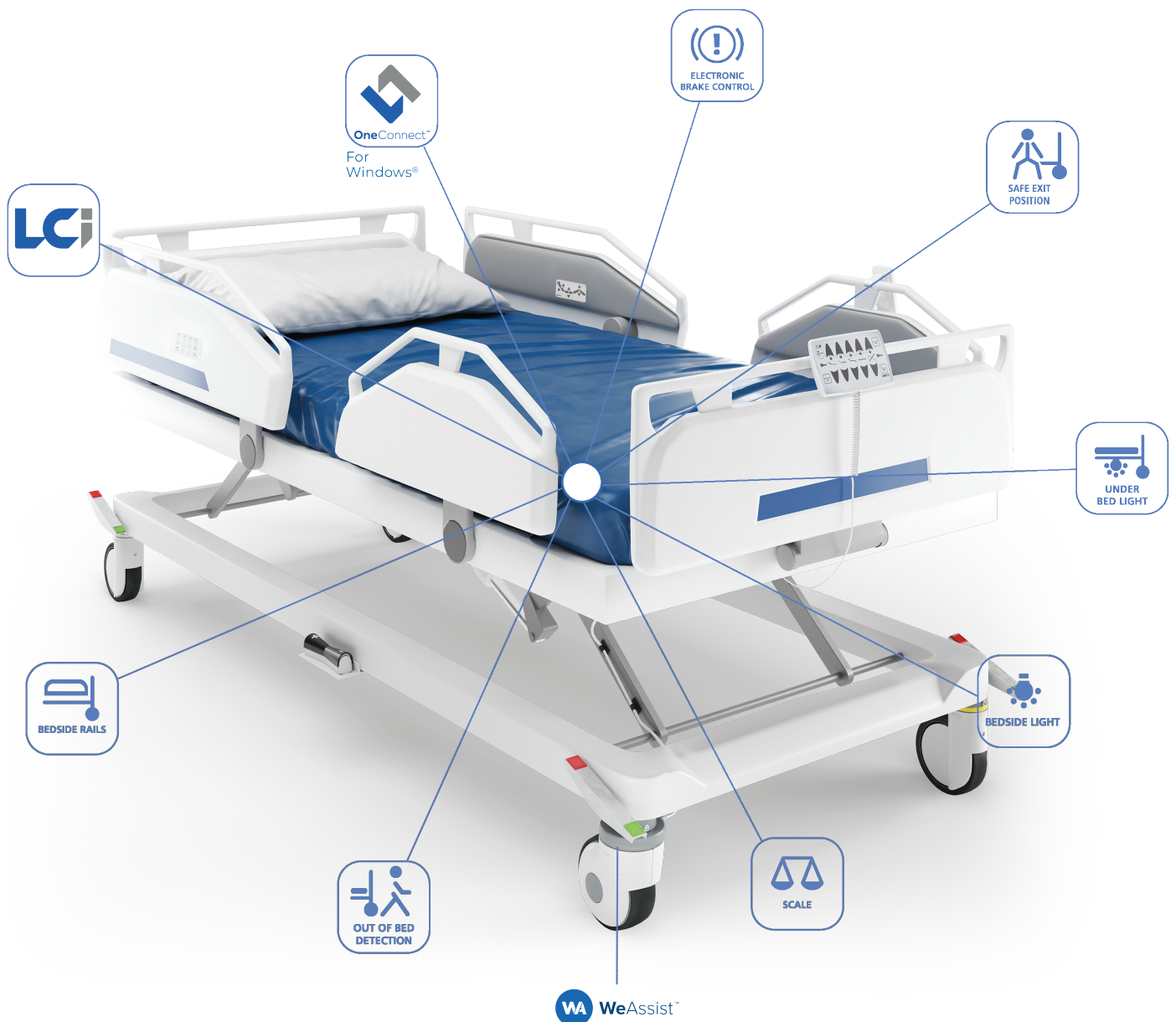
	 <p>BAL40 Lead-acid battery</p>	 <p>BAL50 Lithium Ion battery</p>	 <p>BAJ Lead-acid battery</p>	 <p>BAJL Lithium Ion battery</p>
Capacity	2,9 Ah	2,85 Ah	2,9 Ah	3,3 Ah / 6,6 Ah
Capacity IP degree	IPX6	IPX6 Washable	IPX5	IPX5
Colour	White	White or light grey	Light grey	Light grey
Warranty	12 months	60 months	12 months	60 months

Accessories

LINAK® not only provides intelligent actuator systems. A wide range of accessories aimed to add diversity to your applications are also available. LINAK accessories increase the level of comfort for the end user and help improve both user safety and working conditions. For applications within healthcare, weighing solutions, Service Data Tool or perhaps the Under Bed Light might be useful for both patients and caregiving staff.

Improving the comfort of both patients and caregivers in hospitals, nursing homes, treatment centres and private homes is at the heart of what we do at LINAK.

Our range of accessories give you the opportunity to create solutions that take your customers' experience to the next level.



Accessories



SLS
Safety Limit Switch

The SLS is a safety limit switch used in LINAK® linear actuator systems, where unintentional positioning must be prevented. Comes in an OpenBus™ and analogue version.



SMPS10 - Switch Mode Power Supply

The SMPS10 is a wall mounted power supply that provides 120 W. It comes in an EU and a UK variant with a fixed cable and holds an IPX6 rating.



UBL2
Under Bed Light

UBL2 provides powerful multicolour lighting with effective light distribution. It has an IPX6 Washable DURA™ rating and is compatible with LINAK OpenBus™ systems.



UBL4 Motion
Under Bed Light

The UBL4 Motion combines a bed light with a Passive InfraRed sensor (PIR) that activates when motion is detected. UBL4 is supported by LINAK analogue and OpenBus™ systems.



USB-A
Power Adapter

The USB-A power adapter can deliver 7.5 W continuously, for instance for charging patient devices that require a USB connection. It also comes with an optional Power Communication Port (PCP) to connect your LINAK battery or other products that require a PCP connection.



MJB2
Modular Junction Box

Compact port repeater allowing you to extend the number of available ports in your application. Works both with analogue actuator systems and OpenBus™ systems.



MJB5 Plus
Modular Junction Box OpenBus™

The MJB5 Plus is a modular junction box for linear actuator systems with OpenBus™ control boxes. The port repeater is used when there is a need for more connections and ports than available in the control box.



MJB5 Plus AOC
Analogue to OpenBus™ converter

The AOC version is an analogue to OpenBus™ converter. It is ideal for medical applications where the customer needs to add own products or 3rd party controls in an OpenBus™ system, such as multi-purpose foot switches.



MJB5 Plus Gateway

The MJB5 Plus Gateway is a simple gateway interface, which can connect to the infrastructure of the hospital or nursing home, such as service/nurse call systems.



MJB5 Plus SMPS

MJB5 Plus with 5 V SMPS for when there is a need for a power supply near the bed, for example to charge electronic devices or connect a bedside lamp from a 3rd party supplier.



MJB5 Plus UBL

The MJB5 Plus UBL is a modular junction box with three different options, Under Bed Light and 2 different switch inputs, S1 and S2, which can be used for an external switch. The box has an LED integrated in the housing which makes it easy to use.



PJB4
Power Junction Box

With PJB4 you can connect up to 3 BA22 Li-Ion batteries, which is ideal for various mobile, medical applications, requiring extra battery capacity. It is rated IPX6 Washable DURA™.



QLCI2
Quad Load Cell Inter-

QLCI2 is a load cell interface, ideal for weighing patients in a hospital bed as well as out of bed detection. Combined with LINAK controls ACOD or HB100, a patient's weight can easily be displayed and stored, increasing work efficiency for healthcare professionals.



OPS
120 W constantly

Functionality: OpenBus™
Max. current per channel: 1.6 A
LCi: None
IP degree: IPX6 Washable DURA™
Actuator compatibility: NA



Integral assist

WeAssist is developed jointly by LINAK® and German TENTE®. It is unique and intuitive wheel technology, reducing physical strain on healthcare staff and allows a single person to move heavy hospital beds. Scientifically tested and rated with excellent user-friendliness.

Digital System landscape

LINAK® products

LINAK systems used in an application (ex. in hospital beds, patient lifts, or surgery tables)



LINAK® actuators



LINAK® controls



LINAK® accessories




LINAK® LCI™ clients

Devices that **pull** system data to the device or cloud



Your custom wired or wireless solution

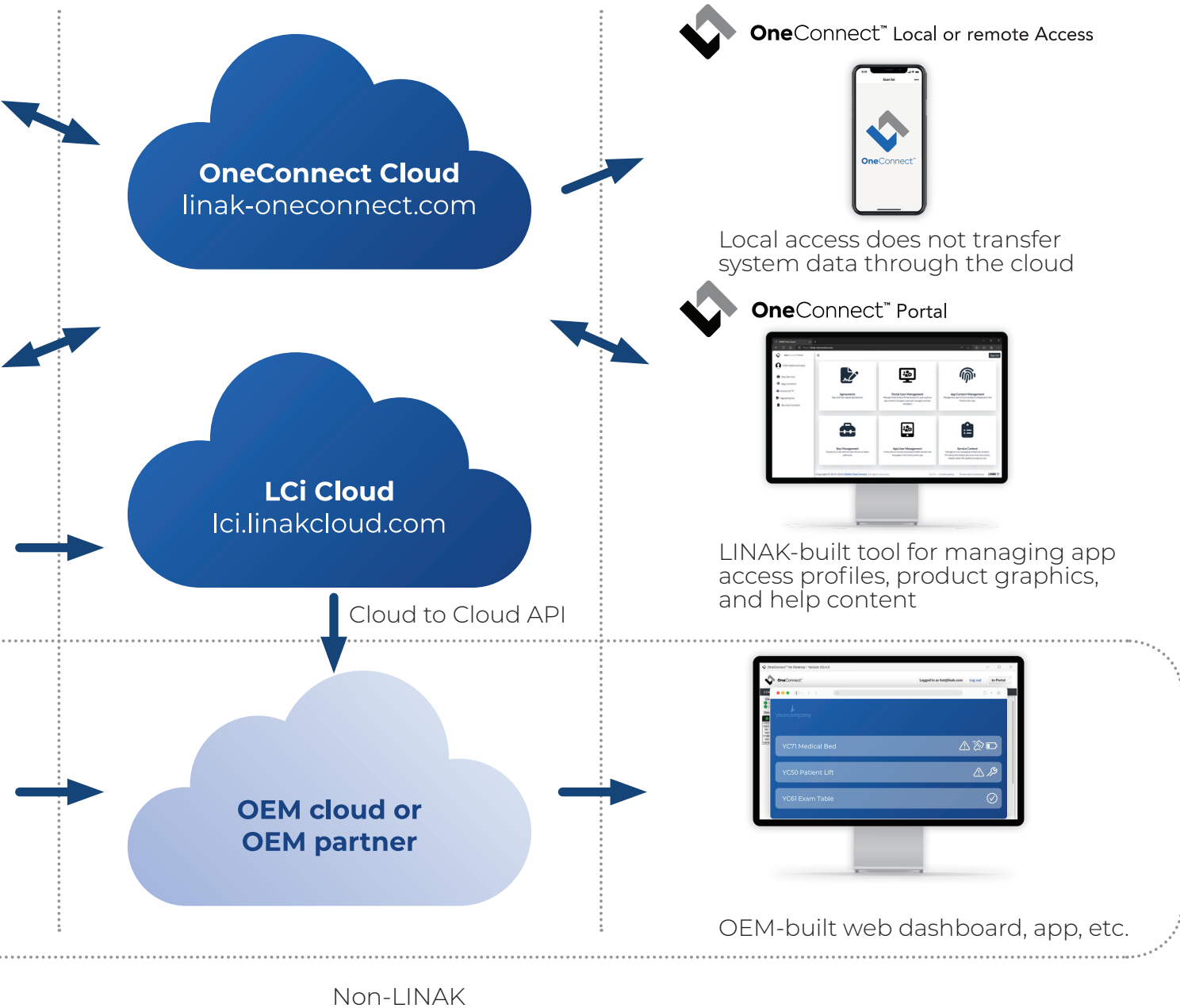


Cloud environment

Cloud location for remote access to system data

Front-end

LINAK or OEM-made front-end solutions for managing system data and access



Digital solutions

OneConnect™

OneConnect is a simple but powerful app designed to better connect you to your end users and improve troubleshooting like never before.

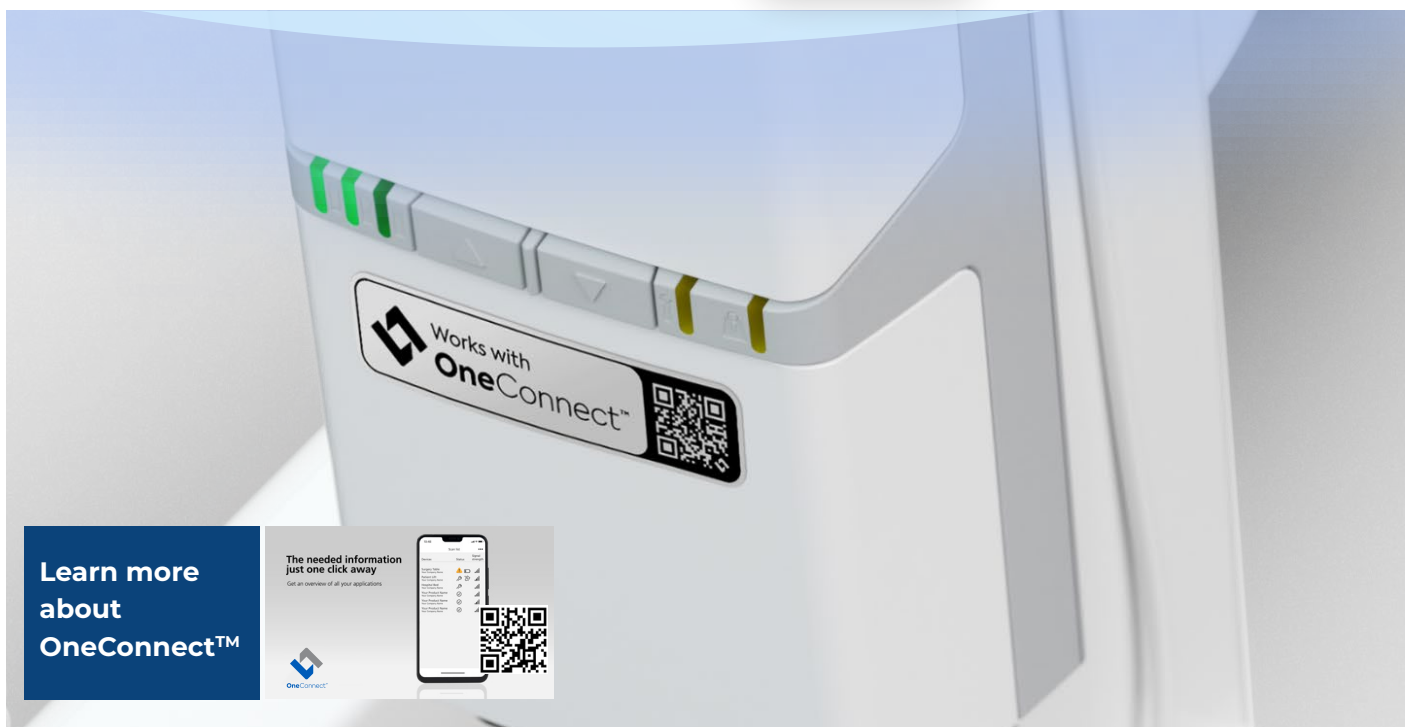
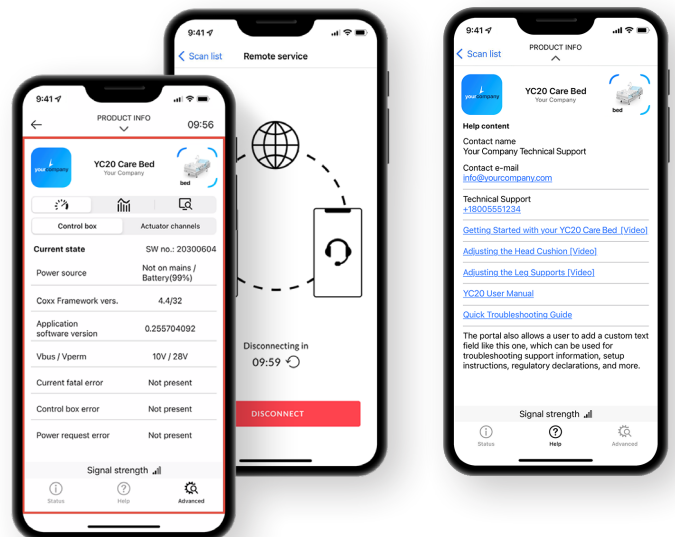
- View system status on the fly
- Access system data via Bluetooth®
- Remotely access system data from anywhere in the world
- Customise your help content
- Brand to your company's aesthetics

To learn more about these features and how to get started with OneConnect for your products, visit the OneConnect landing page and contact us today.



Remote access
system data
from distant
devices over the
cloud

Create live
application-
specific help
content for your
products



Learn more
about
OneConnect™

The needed information
just one click away

Get an overview of all your applications



Digital solutions

LINAK Communication Interface

LINAK Communication Interface (LCi™) is an extraordinarily flexible communication protocol that allows your software to securely pull information from and send commands to LINAK® OpenBus™ control boxes over a wired (UART) or wireless (Bluetooth®) interface.


Develop solutions for your LINAK systems like touchscreen control interfaces or fleet management systems that optimise your healthcare workflows and improve the lives of nurses, doctors and service technicians. Simply choose a compatible LINAK control box, and you are ready to develop for LCi™.

Note: LCi™ is a development kit that requires significant programming expertise and a firm understanding of UART or Bluetooth® communication.



Send commands to LINAK systems

Pull live system data from LINAK® systems



Learn more about LCi™

LINAK Communication Interface

unlock the digital potential of your healthcare business



Flexibility with your system data

Patient lift solutions

LINAK® keeps a keen eye on good design that never compromises the essential values of our high-performing products and systems. They are easy to clean, easy to read and easy to use.

Our patient lift solutions represent superior performance, high user safety and technological innovation. They deliver unparalleled control and precision, improve reliability and offer features such as intelligent feedback and ergonomic design.

Our LIFT™, JUMBO™ Home, and JUMBO™ Care series each bring unique features to patient handling. The LIFT series offers programmable performance for a wide range of applications. The LIFT40™ is durable, robust, and simplifies cable management; the LIFT50™ elevates care with safe lifting, faster workflows and wireless technology.

JUMBO™ Home provides unified, comfortable lifting within homecare, and JUMBO™ Care delivers versatile and advanced control for professional healthcare environments with its well known battery interface.




Each system is conceived to enhance safety, ensure compliance and maximise the comfort of both patients and caregivers, reaffirming our commitment to improving lives through smooth and reliable actuator solutions.



Great patient lift design is nothing without LINAK®. With our LIFT solutions, you are choosing more than a product. You are investing in the reliability, innovation and trusted partnership that are essential to improving the patient experience.

Patient lift solutions


LIFT40™

				
	LIFT40™/LIFT40+™ System solution	CAL40/CAL40+ Control box	BAL40 Lead-acid battery	CHL40 Charger
Interface	Analogue	Analogue	-	-
Ingress Protection	IPX6	IPX6	IPX6	IPX6




LIFT50™

				
	LIFT50™ System solution	COL50 MK2 OpenBus™ control box	BAL50 Li-Ion battery	CHL50 Charger
Interface	OpenBus™	OpenBus™	-	-
Ingress Protection	IPX6 Washable	IPX6 Washable	IPX6 Washable	IPX4

JUMBO™ Care

				
	CBJ2 Control box	CBJ Care Control box	BAJ Lead-acid battery	BAJL Lithium ion battery
Interface	Analogue	OpenBus™	-	-
Ingress Protection	IPX4	IPX4	IPX5	IPX5

JUMBO™ Home

			
	CBJ Home Control box with integrated lead-acid battery	CHJ2 Charger	CH01 SMPS battery charger
Interface	Analogue	-	-
Ingress Protection	IPX4	-	-

JUMBO™

Transform patient mobility in various settings with JUMBO™, integrating advanced technology for precise control and unparalleled safety lifting solutions.



Patient lift solutions

LIFT50™/LIFT40™

Enhance patient lifts with the LIFT™, an advanced system solution including smart exchangeable batteries or chargers, designed for robust performance. Features like Bluetooth®, turbo boost and parallel actuator programming ensure efficient and safe patient transfer and control.

JUMBO™ Care

Elevate healthcare with the JUMBO™ Care system, offering advanced control for patient lifts with customisable settings, intelligent service data and comprehensive safety functions for clinical use.

JUMBO™ Home

Simplify in-home patient care with the compact JUMBO™ Home system, combining essential safety features like soft-start and emergency lowering in a single, user-friendly unit.

	LIFT40™	LIFT50™	JUMBO		
	CAL40 CAL40+	COL50	CBJ Home	CBJ2	CBJ Care
Li-Ion battery	●	●		Optional	Optional
Intuitive LED indicators	●	●	●	●	●
Display option		HB30 Display		●	●
Exchangeable battery	●	●		●	●
Up to 3-channel capability	●	●			●
Emergency stop feature	●	●	●	●	●
Compatible with the Service Data Tool	●	●	●	●	●
Built-in channel 1 actuator control	●	●	●	●	●
Standard learning mode	●	●	●	●	●
Bluetooth® connectivity	●	●			
Streamlined cable management		●			
Turbo boost		●			
Full-bridge circuit		●			
Advanced learning mode		●			
Compatible with OneConnect™	●	●			

WeAssist™

Ergonomic mobility solution, taking care of caregivers. WeAssist™ is smart and intuitive wheel technology, improving your work environment by making it easier for you to push heavy hospital beds.

Say goodbye to sore shoulders and hello to improved work environment.

WeAssist is developed jointly by LINAK® and German TENTE®. It is unique and ergonomic wheel technology, reducing physical strain on healthcare staff and allows a single person to move heavy hospital beds, even up and down inclines and around corners.

By breaking the laws of motion, this solution significantly improves ergonomic working conditions, reducing back pain and joint issues and promoting a healthier workforce. Installation is simple and intuitive, and operation requires nothing – just push the bed. No training. No instructions.




WeAssist™



Completely intuitive, simple and proven key findings:

- System Usability Score for manual pushing: 54 ± 22 (adequate usability)
- System Usability Score for WeAssist™: 86 ± 11 (excellent usability)
- Perceived physical effort reduced by 69% with WeAssist™
- Hand forces reduced by up to 45% on inclines
- Spinal compression forces reduced by up to 36%
- Trunk inclination reduced by up to 36%
- Muscle activity reduced by up to 67%



Learn more about WeAssist

Discover the FH Münster study behind WeAssist™

WeAssist
Scientific
test



WeAssist
virtual
world



red dot winner 2025
medical devices and technology design

A powerful alliance



WeAssist™

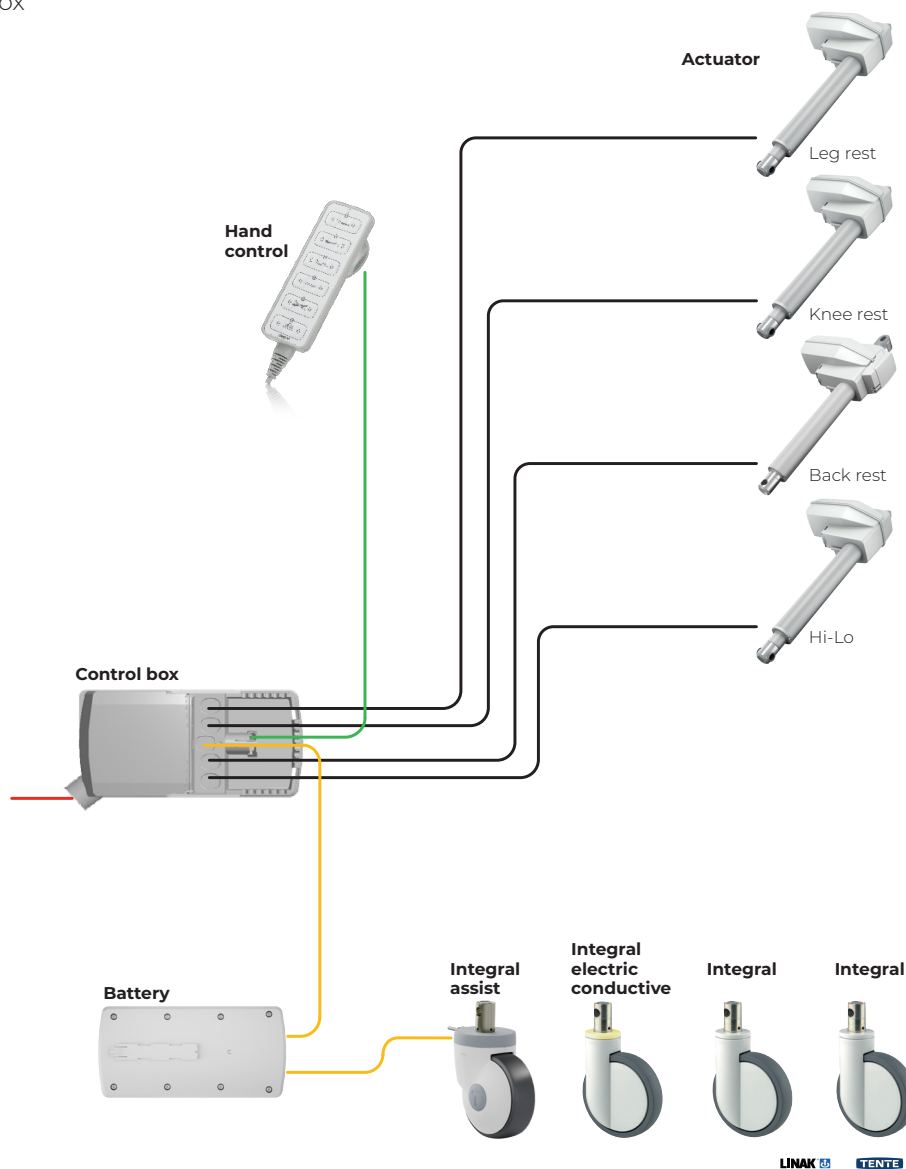
Every bed is a potential innovation

With WeAssist™ you set new standards in mobility. And the best thing: Setting up is completely straightforward. Easy integration and sustainable upgrade without redesign of the hospital bed supports innovation in hospitals.

Any caregiver or porter deserves a bed with WeAssist. The solution is developed for integration into any market need for upgrade and integration into existing hospital beds or design into new hospital beds.

WeAssist includes all parts needed:

- LINAK® Control box
- LINAK® Battery
- TENTE® Integral



Cable definition:
Red = Power supply Black = Actuator cable Green = OpenBus™ Yellow = PCP 2.0

LINAK virtual showroom

Experience how LINAK can bring movement to your application and how it can increase comfort or improve the working environment for the end user.

Do not forget to explore the broad product range LINAK offers in the product showroom – an excellent area for further inspiration.

If you have any questions, or would like a guided tour, please contact your local sales representative.

[LINAK.COM/SHOWROOM](https://www.linak.com/showroom)



Visit our
virtual
showroom



reddot winner 2023
digital solutions

Safety is mandatory

LINAK® healthcare products are designed with built-in safety features that protect patients, caregivers and equipment – delivering reliable performance in even the most demanding clinical environments.


Different healthcare applications need different safety features. Regardless of what application you are designing, LINAK® offers a wide variety of standard and optional safety features. Based on many years of experience in developing electrical actuator system solutions, LINAK understands the importance of mixing quality with safety, functionality and design. Below is a selection of some of the LINAK safety features.

Value to our customers

LINAK regulatory support adds real value by helping

customers navigate the complex path to medical approvals.

With in-depth documentation, proven compliance processes, and experience with international medical standards, LINAK reduces regulatory risk and shortens time to market. Customers benefit from reliable, approval-ready actuator solutions that integrate smoothly into their own medical devices. This allows manufacturers to focus on innovation and patient care – while relying on LINAK as a trusted regulatory partner.



Safety features

Mechanical end stop

This is an extra safety feature, making the actuator first-failure safe.

Safety nut

A safety nut acts as a precaution against potential failure of the main nut.

Spline

An extra protection feature, ensuring the application operates reliably. LINAK offers four types of spline: mechanical, electrical, ratchet spline and intelligent ratchet spline.

Quick Release

This is an important functionality that ensures fast lowering of the application in emergency situations, e.g. if CPR is needed.

Mains indicator

LINAK control boxes have a mains indicator, showing care staff that the application is connected to mains and cannot be moved safely before unplugging the cables.

Integrated Ratchet Spline (IRS)

IRS is an intelligent safety-oriented spline system in LINAK actuators that detects when movement is blocked and, in combination with control logic, stops the actuator and allows customisable responses to protect equipment and users from damage or injury.

Brake alarm

The LINAK OpenBus™ control boxes have a buzzer which can be used as a brake alarm.

Locking functionality

In accordance with the IEC 60601-2-52, it is required that control functions can be locked.

Water protection

LINAK systems can rate as high as IPX6 Washable DURA™.

Manual lowering

Manual lowering is a standard safety feature for lifting actuators in patient lifts and is used in emergency situations if a power cut occurs.

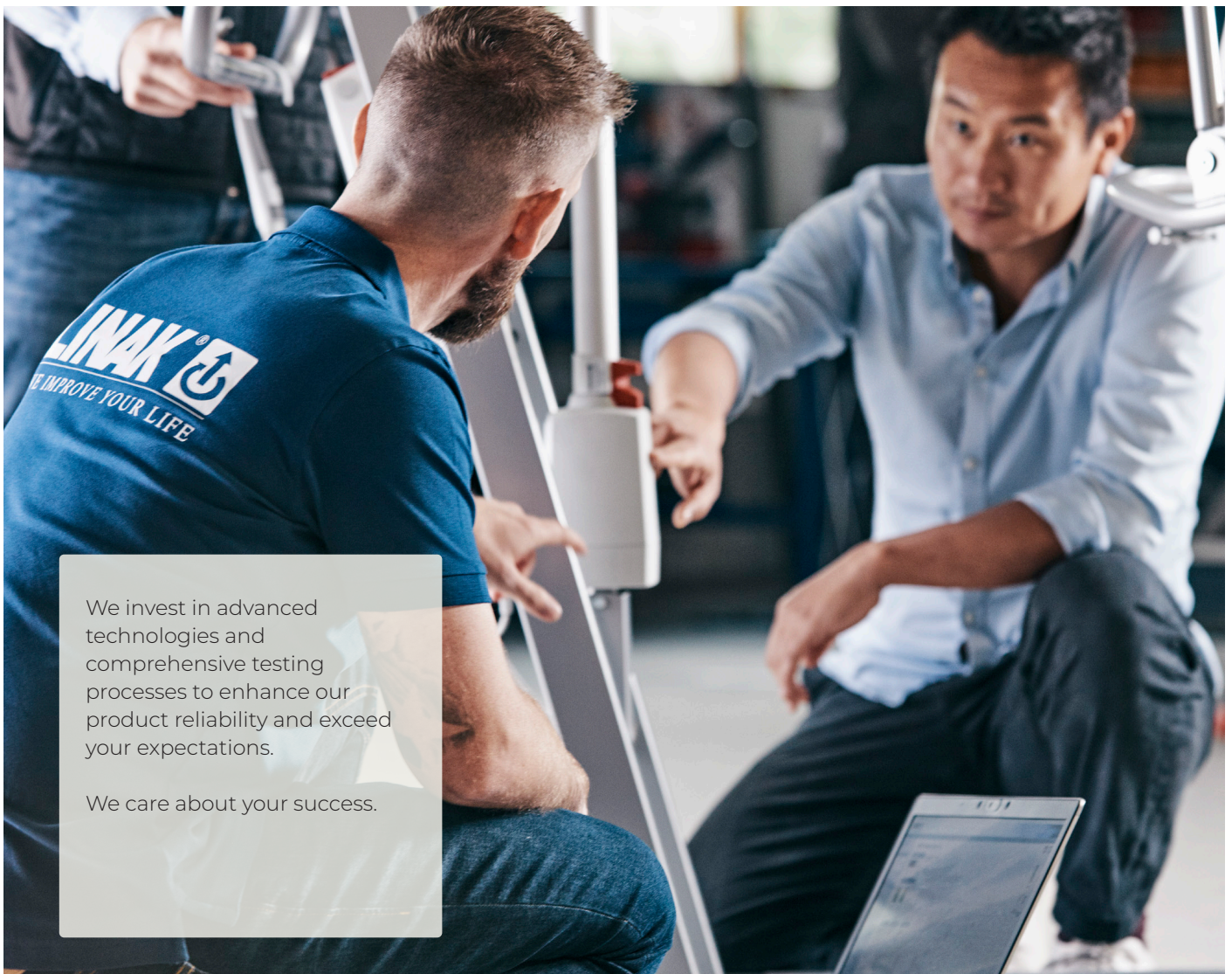
Enhancing safety is often a mix of several initiatives. Enabling healthcare applications to comply with applicable rules requires a broad and dedicated focus.



Certifications

At LINAK®, we know that trust is fundamental to our relationship with customers. Our commitment to quality is underlined by our adherence to certified management systems.

Our processes meet stringent international standards. We are dedicated to quality and safety, and our certifications reinforce our accountability in delivering reliable products.



We invest in advanced technologies and comprehensive testing processes to enhance our product reliability and exceed your expectations.

We care about your success.

Certifications

LINAK® holds the following certifications:

ISO 9001 is an international standard for quality management. At LINAK, our headquarters is certified. The following subsidiaries are also certified: Australia, China, Denmark, Germany, Slovakia, UK, and the US.

ISO 14971 is an international standard that outlines the process for risk management related to medical devices. The LINAK headquarters hold this certification.

ISO 14001 is the internationally recognised standard for environmental management systems (EMS). It provides a framework for organisations to design and implement an EMS and continually improve our environmental performance. At LINAK, our headquarters is certified. The following subsidiaries are also certified: Australia, China, Denmark, Slovakia, UK, and the US.

ISO 45001 helps improve our health and safety performance by providing a framework for managing and controlling risks in a work environment. This helps to reduce the number of workplace accidents and create safe and healthy workplaces. At LINAK, our headquarters is certified. The following subsidiaries are also certified: Denmark, and Slovakia.



For further information about the **MEDLINE® & CARELINE®** product programme
LINAK.COM/MEDLINE-CARELINE



Subscribe to **LINAK® MEDLINE® & CARELINE®** news:
LINAK.COM/NEWSLETTER



Find answers to common questions about your **MEDLINE® & CARELINE®** system
LINAK Tech Support
LINAK.COM/TECH-SUPPORT

Bluetooth® is a registered trademark of Bluetooth® SIG, Inc. and any use of such marks by LINAK is under license. Other trademarks and trade names are those of their respective owners.

The Bluetooth® word mark and logos are registered trademarks owned by Bluetooth® SIG, Inc. and any use of such marks by LINAK A/S is under license.

LINAK® accepts no responsibility for possible errors or inaccuracies in catalogues, brochures, and other material. LINAK reserves the right to change its products without prior notice. LINAK cannot guarantee product availability and reserves the right to discontinue the sale of any product. User is responsible for determining the suitability of LINAK products for a specific application. All sales are subject to the 'Standard Terms of Sale and Delivery', available on LINAK websites.

LINAK and the LINAK logotype are registered trademarks of LINAK A/S. All rights reserved.



QUALITY

Built by market leading experts, using state-of-the-art technologies and perfected production methods, you can expect the same quality worldwide.



INNOVATION

Innovation is in our core. We take the lead and have the courage to make it real.



RESPONSIBILITY

We are responsible in what we do – towards customers, employees and the environment. Creating trust is a natural part of who we are.



**LOCAL
& GLOBAL**

From global presence to local understanding. We believe in world-wide support and being close to our customers.