



DESKLIFT™ DL15 IC

Data sheet

DESKLIFT™ DL15 IC

The DESKLIFT™ DL15 IC (Integrated Controller) is a compact 2-part lifting column, based on our well-known column DL15 column. The DL15 IC is a perfect choice for adjustable economy office desks using only 2 columns, and requiring a stroke length of maximum 500 mm.

The DL15 IC lifting column has the same mounting holes as the 3-part DL16 IC column. Thus, they can be used in the same tabletop construction.

The DL15 IC column is available in three standard colours (black, grey and white) - and can optionally be delivered in other colours.

An IC system consists of two columns, a master column and a follower column connected via a motor cable. The master column has a built-in control PCB; thus, no separate control box must be mounted in an IC system. The mains supply is an external SMPS (Switch Mode Power Supply) unit, and a variety of desk panels can be used for adjusting the desk.



Features:

- Compact design where the guide and actuator function are an integrated unit
- Reinforced column and optimised motor housing design for extra strength and stability
- Max. load 500 N per column
- Max. speed without load: 38 mm/s unloaded
- Standard installation dimension 645 mm
- Standard stroke length 500 mm
- Dimensions column: 43.5 x 73.5 mm (outer profile) and 37 x 67 mm (inner profile)
- Dimension motor housing: 177 x 97 x 46 mm
- Bending moment: $M_y = \max. 150 \text{ Nm}$ dynamic
- Colour: Available in black (RAL 9005), grey (RAL 9006) or white (RAL 9016)
- Low noise level

Options:

- Available as DESKLIFT™ SetPack

Usage:

- 2 parallel drive with one DL15 IC Master and one DL15 IC Follower, and an external power supply (SMPS001 (230 V), an SMPS002 (120 V) or an SMPS006 (Universal))
- Duty cycle: 10 % \approx 2 minutes continuous use at full load, followed by 18 minutes pause
- Ambient temperature: 10 to 40 °C
- Storage and transportation temperature: -10 to +70 °C
- Compatible with DESKLINE® controls
- Compatible with the Kick & Click™ mounting solution
- System compliance, see the Declaration of Conformity in the User Manual



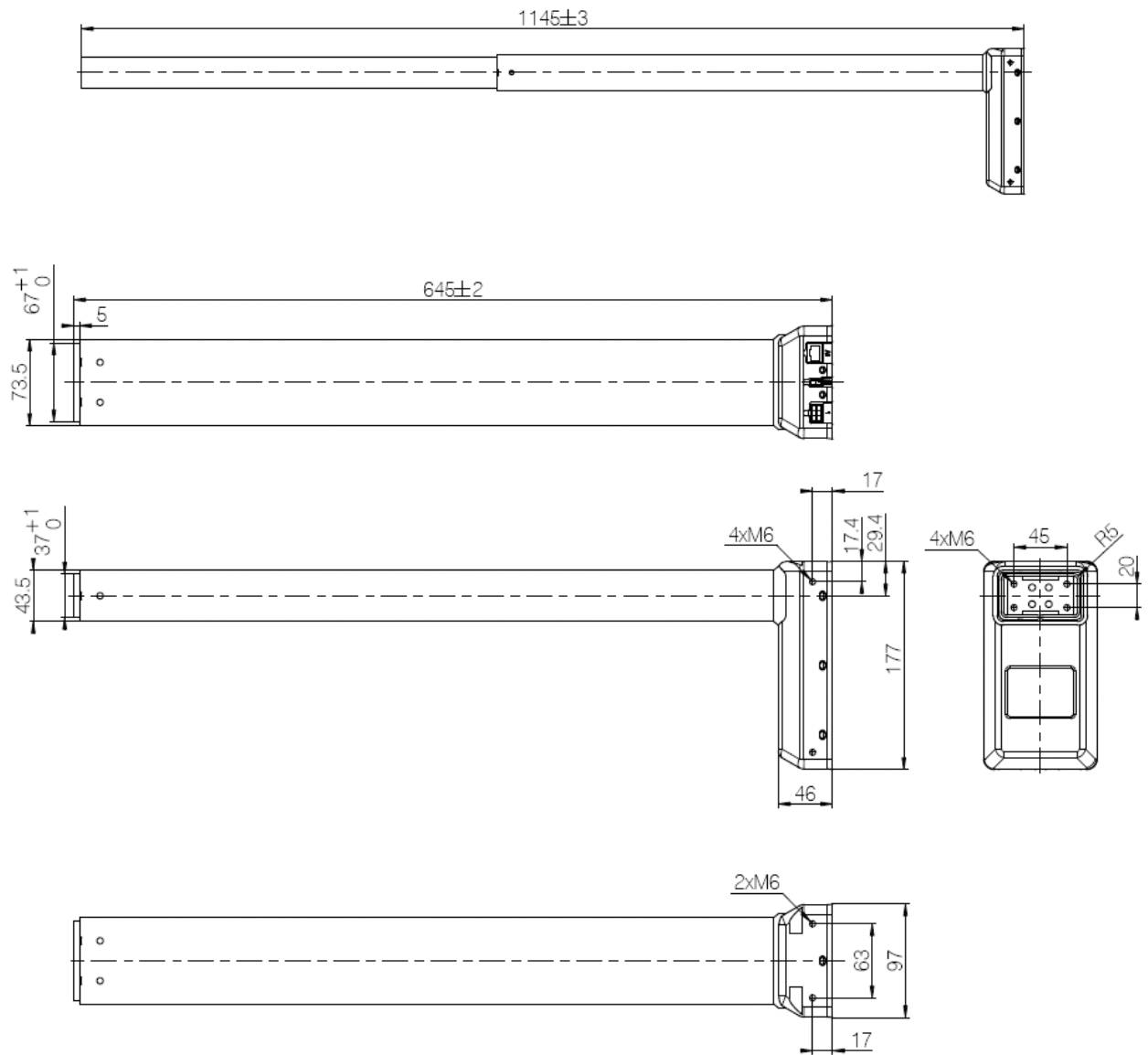
Be aware that, when a desk panel with display is used, the light intensity must be configured to 50 % before use.

With a fully retracted length of 645 mm and a stroke length of 500 mm, it is possible for a standard system to obtain an adjustment range of the tabletop from e.g. 750 to 1250 mm. Thus, the desk can be used for sitting as well as for standing types of work.

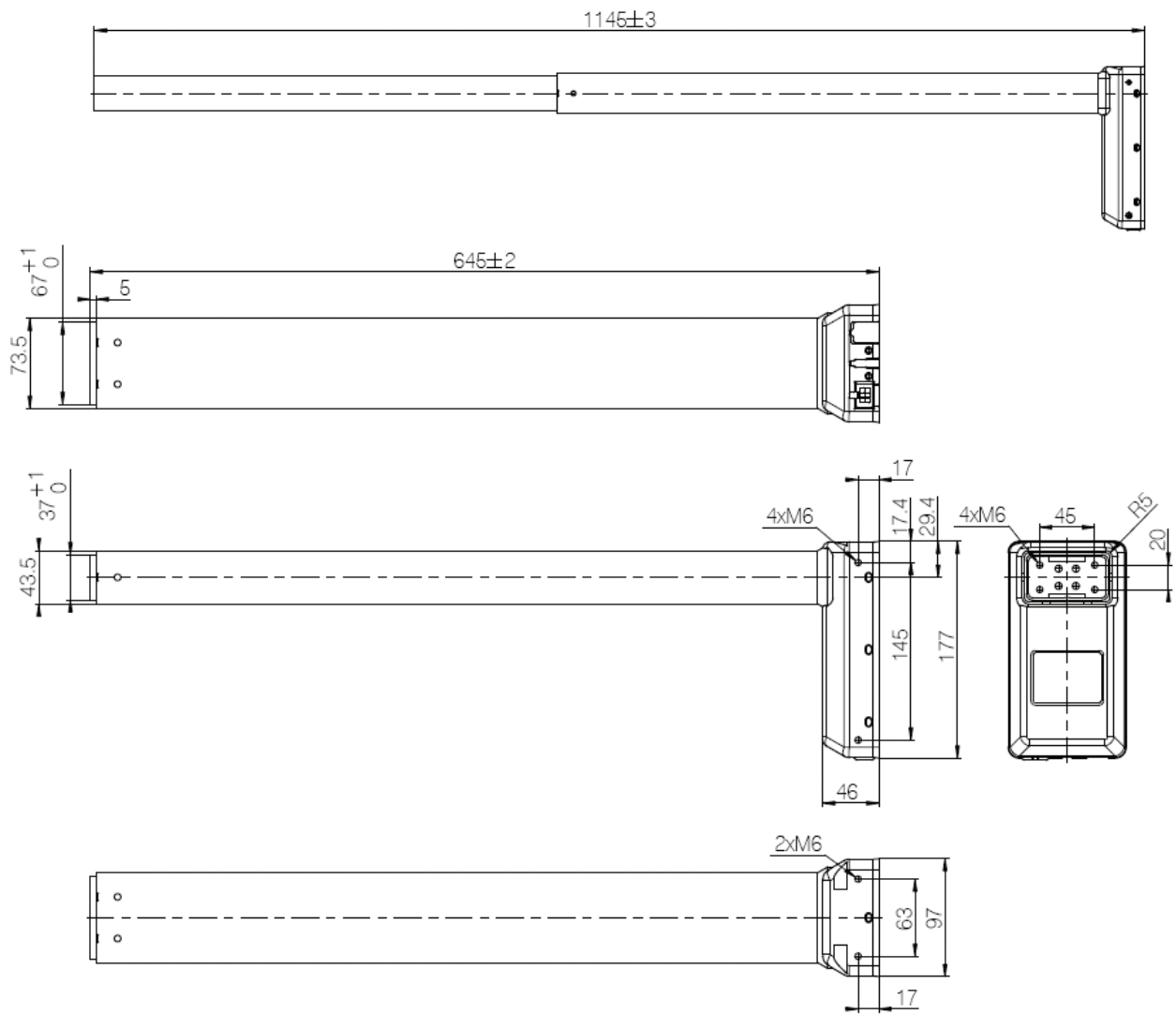
Dimensional drawings



All measurements are without powder coating.

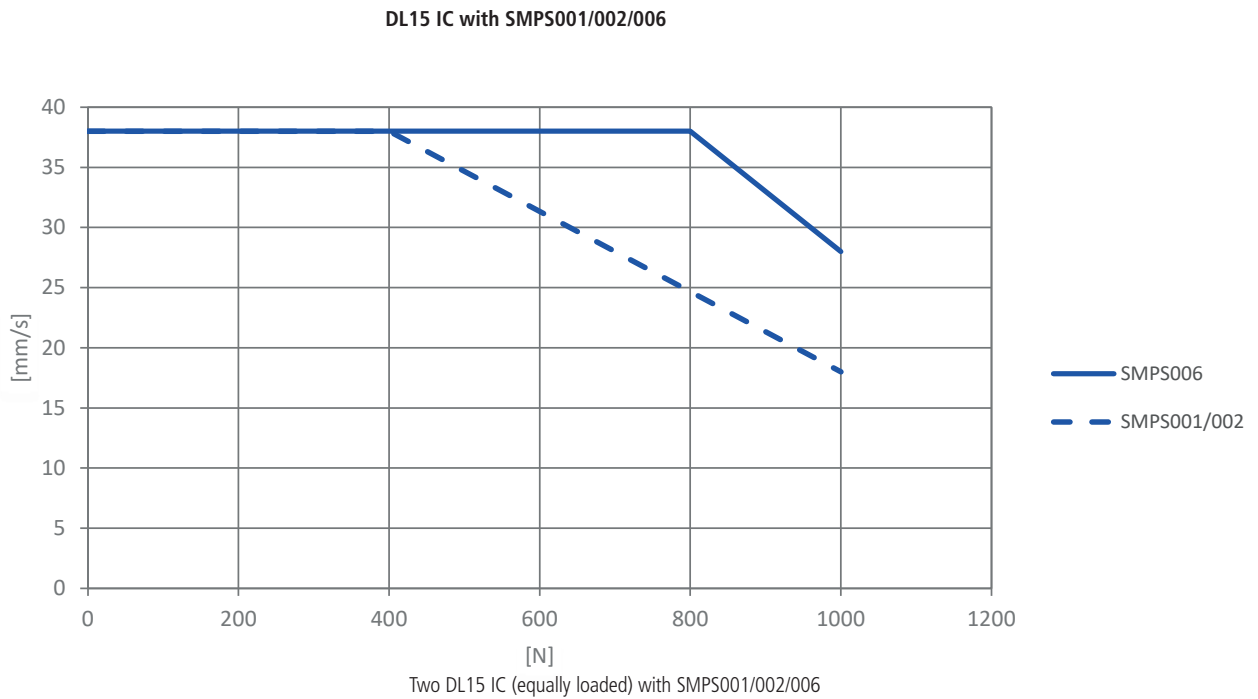


DL15 IC Master dimensions (mm)



DL15 IC Follower dimensions (mm)

Performance curve



The data above is measured in connection with two DL15 IC lifting columns and SMPS001/002/006.
The desk is driving upwards.



The curves above apply to a centrally placed load. With moment load, there will be increased friction in the columns, which will reduce the lifting force correspondingly.



The end-stop system in the DL15 IC is based on a buffer system, meaning that you must be aware of the lengths when initialising. The products must be able to drive:

Inward direction: Installation dimension - tolerances - 5 mm

Outward direction: Installation dimension + stroke length + tolerances + 5 mm

Ordering example:

DL15	0	0	0	B	N	M	500	645	
									Installation dim.: 645 = 645 mm (Standard)
									Stroke length: 500 = 500 mm (Standard)
									Motor type: M = IC Master S = IC Follower
									Option: N = No Crossbar
									Colour: A = Grey (RAL 9006) B = Black (RAL 9005) D = White (RAL 9016)
									Mounting bracket: 0 = None
									Option: 0 = Standard
									Spindle type: 0 = 20 mm pitch (Standard)



All cables for creating a fully connected DESKLINE system must be ordered separately. We offer a range of different versions and lengths. For information such as ordering number, colour and cable lengths, please contact your local LINAK.